



艾訊股份有限公司 法人說明會

發言人
黃士青
2022年11月22日



A circular inset image on the left side of the slide. It shows a cityscape at night with illuminated buildings and a green park area. Overlaid on this image is a network diagram consisting of white dots connected by white lines, with several icons (airplane, globe, Wi-Fi, speech bubbles, envelope) placed at various nodes.

公司簡介及產業概況

Axiomtek at a Glance

To be atop of the embedded computer industry, recognized by our partners as a trusted source of reliable products and dependable services.

To offer products that are more advanced, intelligent, efficient, and safer, and help our partner to greatly increase quality of services and move towards a sustainable society and environment.



Established
/Headquarters

1990 5月
/台灣 新北市

Founder &
Chairman

楊裕德

CEO &
President

黃瑞南

Revenue
/Capital

NT\$50.7億
/NT\$9.02億

Facility Space
/Employees

5000坪 (HQ)
/750+

工業電腦產業

上游

- 零件製造商
 - 半導體晶片、連結器、電路板、電源供應器、機箱外殼、儲存裝置

中游

- 工業電腦製造商
 - 單板電腦、嵌入式電腦、周邊輸出入設備



下游

- 應用
 - 系統整合商、經銷商、垂直市場應用(醫療、博弈、運輸、網通.....等)



Mission

iSystems

To make a passionate contribution to the success of our customers by leveraging our intelligent system innovations

Growth Model

Domain-Focused

To drive a domain-focused business group aimed at supporting our global partners

Focus & Goal

Customer-Focused

To be a trusted intelligent system provider with innovative technology and design-in services

Domain-Focused Systems

To Enable Industry Leading Innovations



AIOT AUTOMATION

Machine Vision, HMI, Edge Computing, AMR, Industrial System

TRANSPORTATION

Surveillance & Security, PIDS, Driver Console & Management Gateway

NETWORK

IIoT Gateway, UTM, IPS/IDS, SD-WAN, Next Generation Firewall

RETAIL

Digital Signage, Interactive Kiosk, Self-Service Kiosk, IWB

MEDICAL

Medical Equipment & Device, Medical Imaging, AI Diagnosis

GAMING

Slot Machine, Electronic Table Game, PTS, Video Mixer



Axiomtek Global Operation

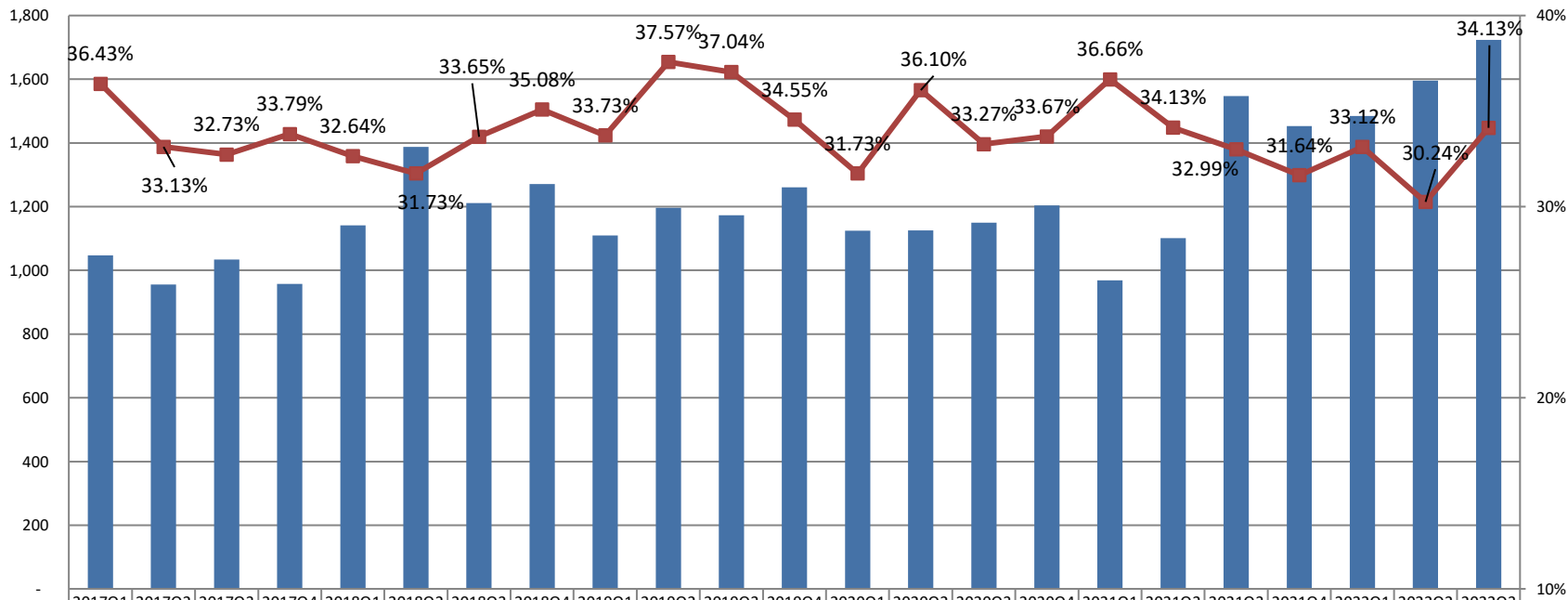
15 Sales offices
60+ Distributors
200+ Engineers
750+ Employees
\$181.8M Revenue





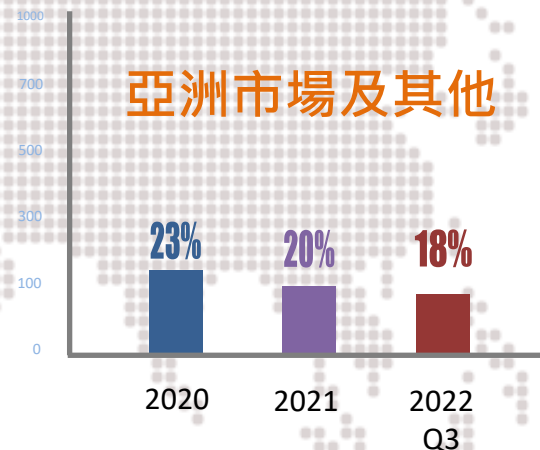
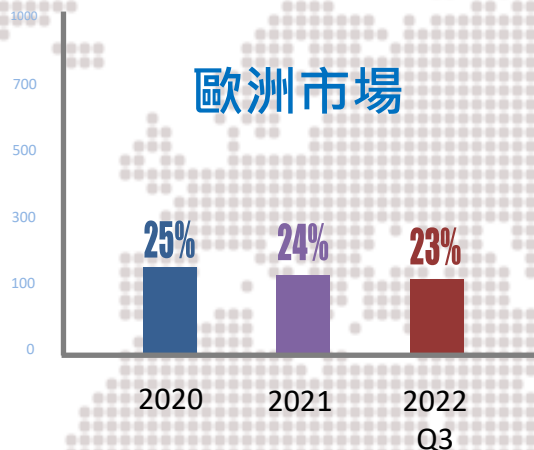
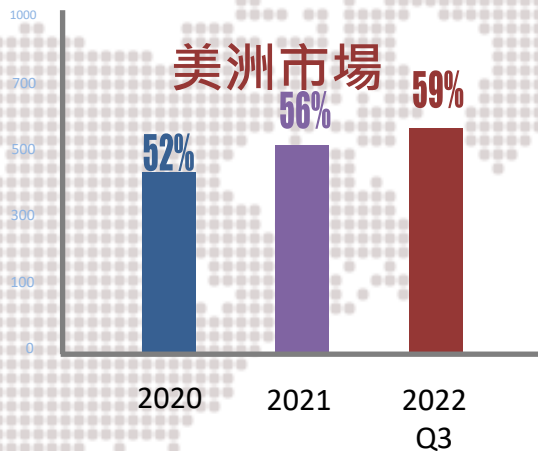
經營績效

各季營收及獲利狀況

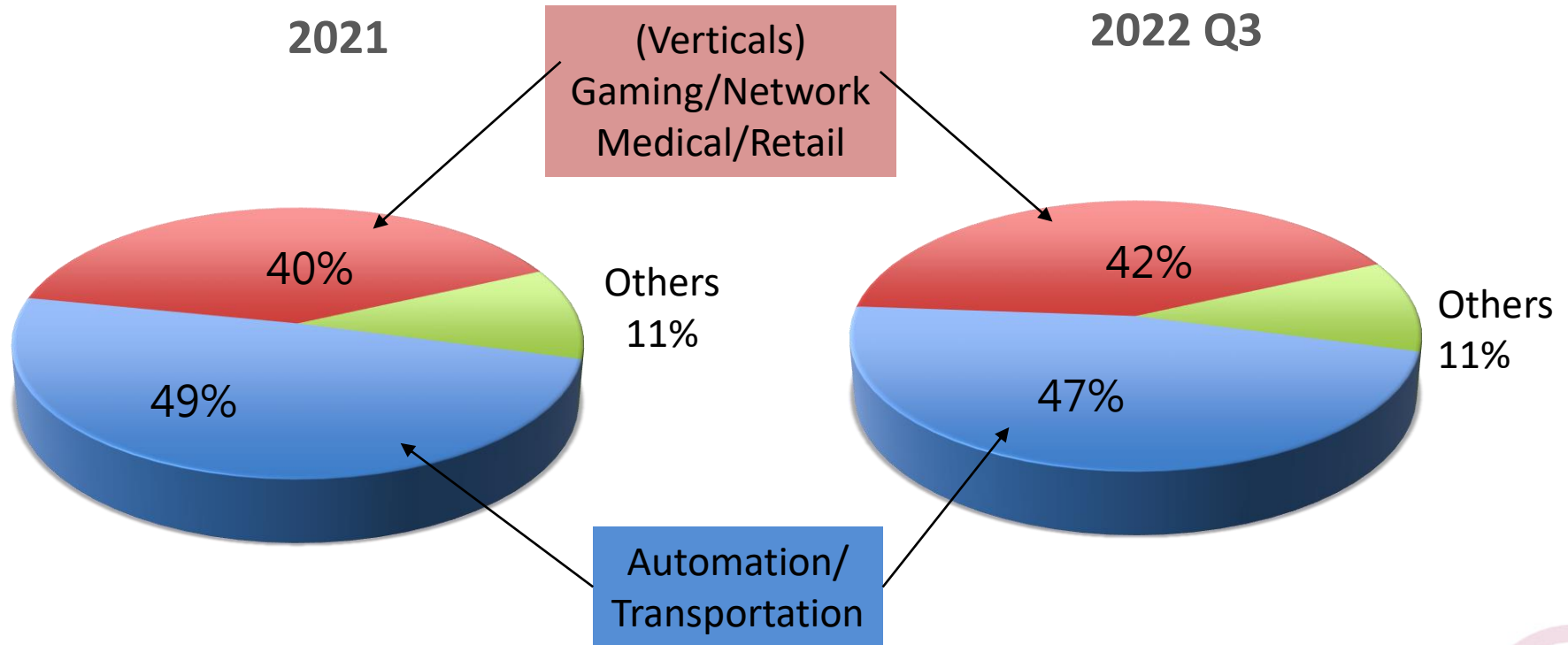


營業收入(百萬元)	1,047	956	1,034	958	1,141	1,388	1,211	1,270	1,109	1,196	1,173	1,260	1,124	1,125	1,149	1,204	969	1,101	1,547	1,452	1,485	1,596	1,723
毛利率	36.43%	33.13%	32.73%	33.79%	32.64%	31.73%	33.65%	35.08%	33.73%	37.57%	37.04%	34.55%	31.73%	36.10%	33.27%	33.67%	36.66%	34.13%	32.99%	31.64%	33.12%	30.24%	34.13%
淨利率	2.89%	79.91%	8.84%	4.54%	7.27%	7.93%	8.08%	9.13%	10.50%	14.25%	8.63%	5.73%	5.99%	9.81%	5.30%	5.64%	12.34%	4.17%	8.78%	6.18%	9.00%	5.03%	11.20%
營業費用率	29.39%	27.75%	22.15%	27.65%	21.88%	20.46%	23.26%	23.19%	25.12%	25.63%	24.94%	24.98%	25.99%	24.55%	24.42%	24.82%	29.59%	27.67%	21.35%	25.21%	22.56%	24.06%	22.04%
有效稅率	11.07%	7.48%	18.11%	18.03%	28.03%	44.28%	26.14%	27.59%	18.35%	20.97%	24.91%	30.00%	14.53%	31.12%	28.52%	22.98%	14.80%	35.57%	26.80%	8.54%	24.11%	28.26%	22.93%
基本每股盈餘	0.35	9.66	1.16	0.54	1.05	1.38	1.23	1.46	1.46	2.14	1.27	0.89	0.82	1.35	0.74	0.82	1.43	0.55	1.58	0.99	1.48	0.89	2.13

營收分析 - 地區別



營收分析 - 應用別





Thank You