



艾訊股份有限公司 法人說明會

發言人
黃士青
2025年5月22日





公司簡介及產業概況



Axiomtek at a Glance

To grow with our customers by providing
best in class products and services

Established
/Headquarters

1990 5月
/台灣 新北市

Founder &
Chairman

楊裕德

President

吳偉熊
范奇文

Revenue
/Capital

NT\$69億
/NT\$10.7億

Facility Space
/Employees

6400坪+ (HQ)
/900+

工業電腦產業

上游

- 零件製造商
 - 半導體晶片、連結器、電路板、電源供應器、機箱外殼、儲存裝置

中游

- 工業電腦製造商
 - 單板電腦、嵌入式電腦、周邊輸出入設備

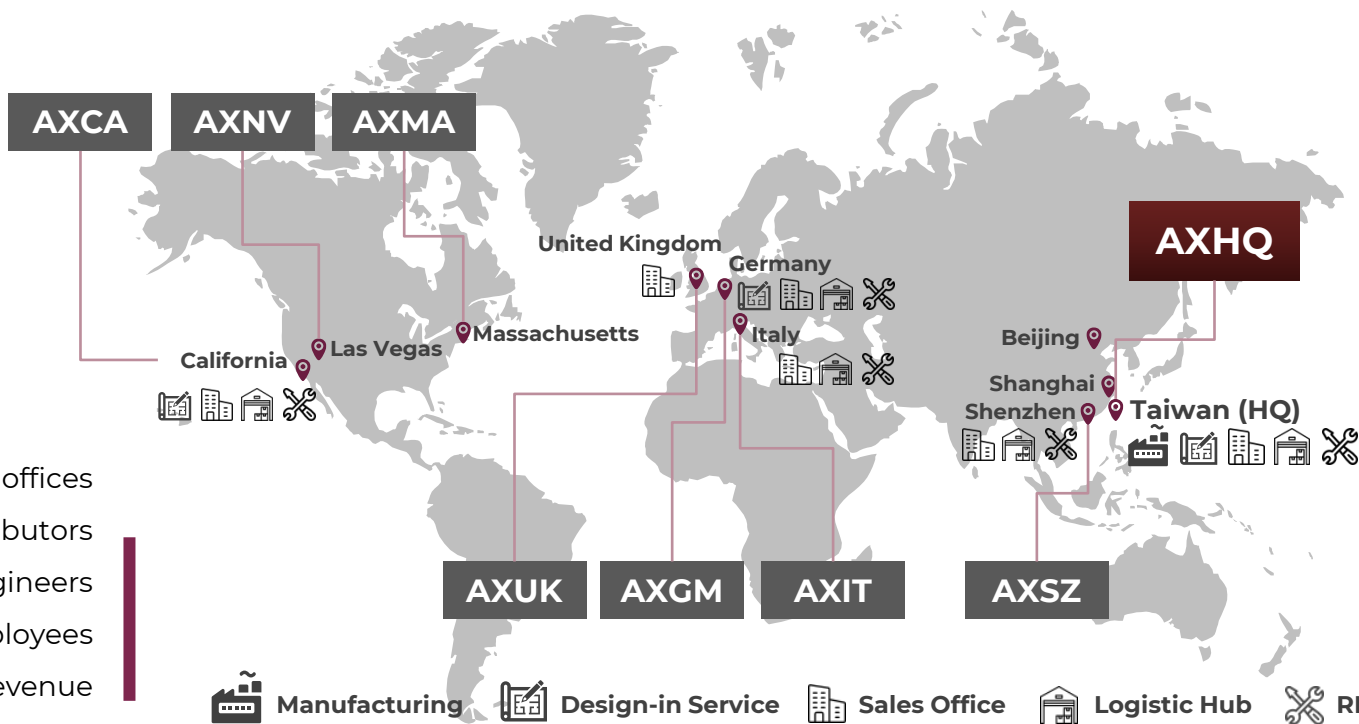


下游

- 應用
 - 系統整合商、經銷商、垂直市場應用(醫療、博弈、運輸、網通.....等)

全球布局

11 Sales offices
60+ Distributors
200+ Engineers
900+ Employees
\$214M Revenue



OUR Advantages

Axiomtek has experienced remarkable growth over the past 35 years, driven by passionate employees and decades of experience. Our extensive portfolio of high-value solutions reflects our commitment to long-term investments, securing our position as a leader in the industrial PC industry. This dedication has built a top-tier team of engineers across software, hardware, middleware, and applications.



ESG Strategy & Long-Term Availability

ESG Policy, Product Lifecycle Management,
and Supply Chain Management



Domain- Focused

AI-enabled
Industrial IoT
Solution



Agile **Design-In & Integration** Service

Accelerating Innovation and Time-to-Market with Axiomtek's Expert Design Engineering Services.

垂直市場解決方案



AUTOMATION

Edge AI, Machine Vision, HMI, AMR, GPU Workstation

TRANSPORTATION

Surveillance & Security, PIDS, Driver Console & Mgmt. Gateway

NETWORKING

Ind. Cybersecurity, IIoT Gateway, UTM, IPS/IDS, SD-WAN

RETAIL

Smart Store, Digital Signage, Interactive & Self-Service Kiosk

MEDICAL

Medical Equipment & Device, Medical Imaging, AI Diagnosis

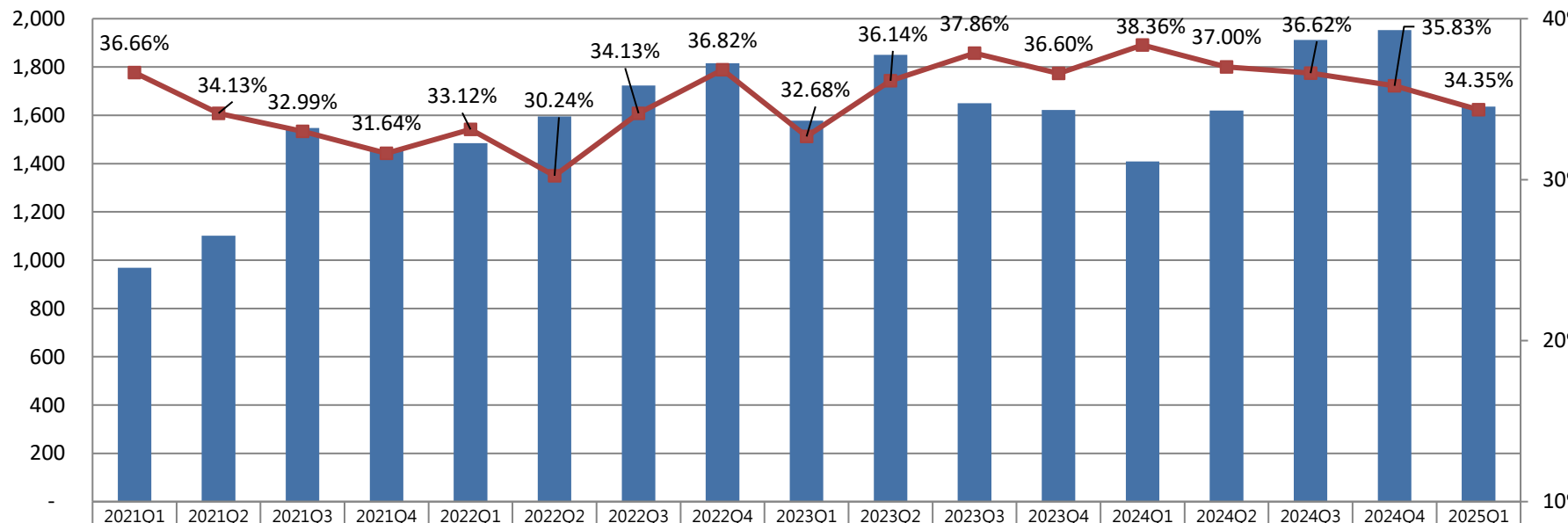
GAMING

Slot Machine, Electronic Table Game, PTS, Video Mixer



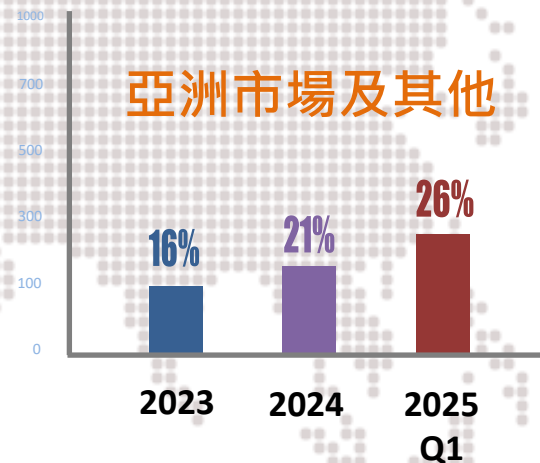
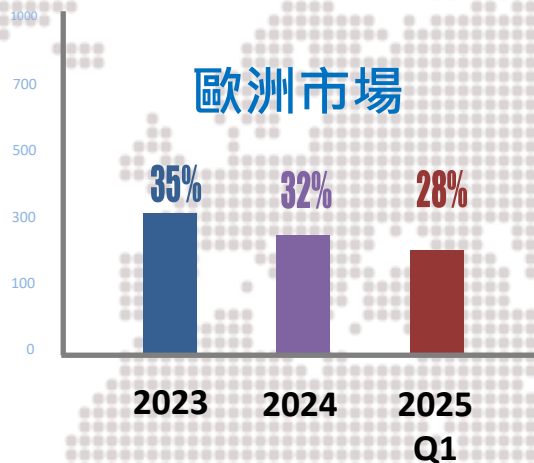
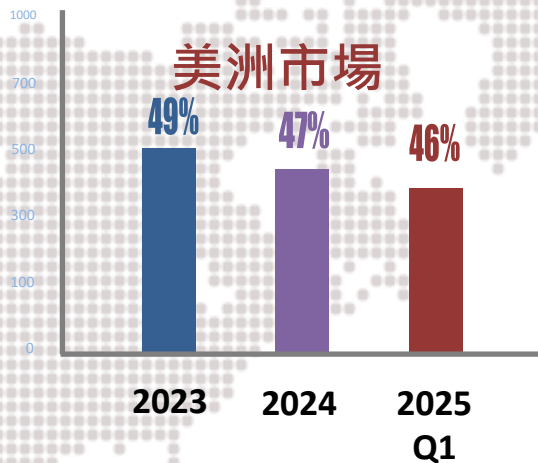
經營績效

各季營收及獲利狀況

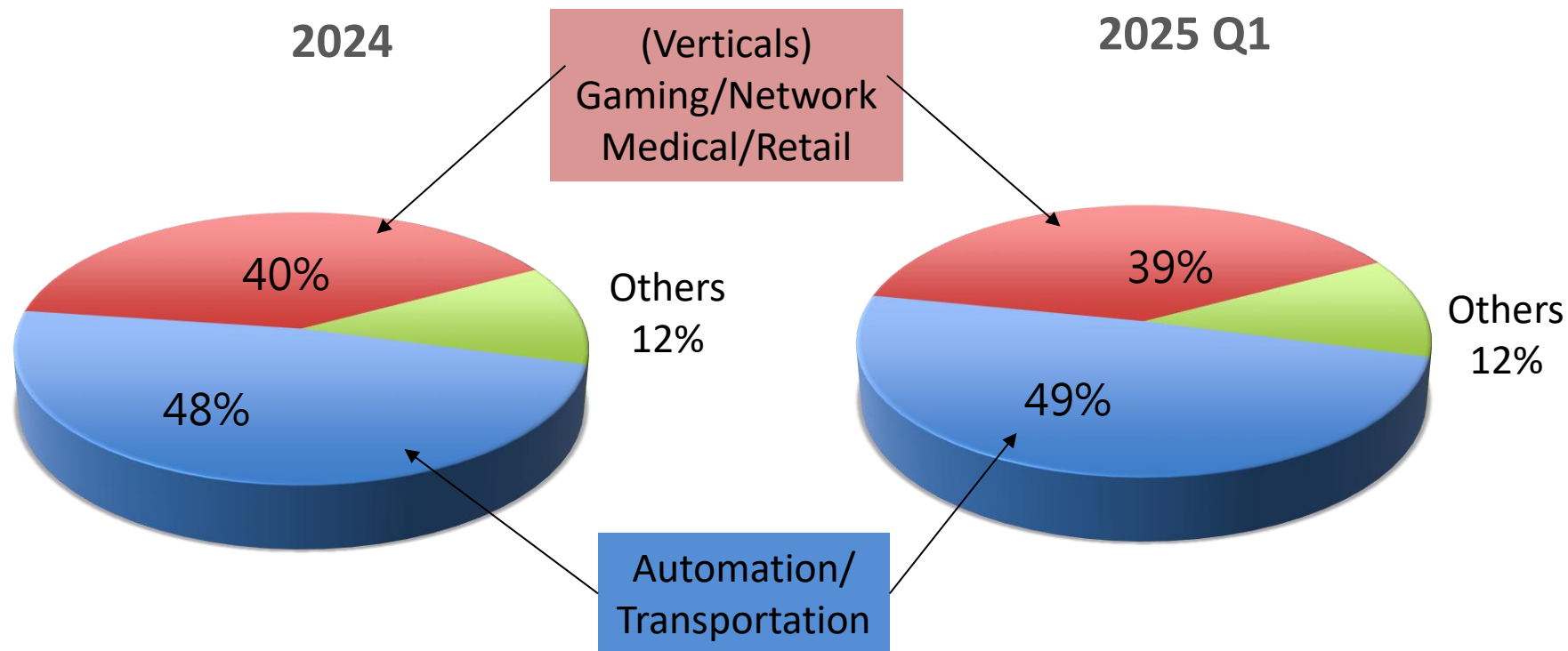


	2021Q1	2021Q2	2021Q3	2021Q4	2022Q1	2022Q2	2022Q3	2022Q4	2023Q1	2023Q2	2023Q3	2023Q4	2024Q1	2024Q2	2024Q3	2024Q4	2025Q1
營業收入(百萬)	969	1,101	1,547	1,452	1,485	1,596	1,723	1,815	1,578	1,851	1,650	1,622	1,409	1,620	1,912	1,952	1,636
毛利率	36.66%	34.13%	32.99%	31.64%	33.12%	30.24%	34.13%	36.82%	32.68%	36.14%	37.86%	36.60%	38.36%	37.00%	36.62%	35.83%	34.35%
淨利率	12.34%	4.17%	8.78%	6.18%	9.00%	5.03%	11.20%	10.78%	7.85%	11.95%	13.76%	9.59%	10.50%	10.03%	11.91%	11.90%	8.08%
營業費用率	29.59%	27.67%	21.35%	25.21%	22.56%	24.06%	22.04%	22.33%	22.04%	20.63%	22.53%	21.94%	26.65%	24.27%	20.08%	24.68%	25.61%
有效稅率	14.80%	35.57%	26.80%	8.54%	24.11%	28.26%	22.93%	23.05%	23.01%	29.20%	26.56%	21.88%	33.85%	30.11%	20.13%	22.65%	17.56%
基本每股盈餘	1.30	0.50	1.44	0.90	1.35	0.81	1.94	1.95	1.23	2.19	2.24	1.53	1.45	1.63	2.20	2.25	1.24

營收分析 - 地區別



營收分析 - 應用別





Thank You

The Passion of Doing Great Things

