



# 艾訊股份有限公司 法人說明會

發言人  
黃士青  
2026年5月20日





## 公司簡介及產業概況



# Axiomtek at a Glance

To grow with our customers by providing best in class products and services

Established  
/Headquarters

1990 5月  
/台灣 新北市

Founder &  
Chairman

楊裕德

Presidents

吳偉熊  
范奇文

Revenue  
/Capital

NT\$70億  
/NT\$10.9  
億


Facility Space  
/Employees

6400坪+ (HQ)  
/950+

# Axiomtek Global Operation

11 Sales offices  
60+ Distributors  
290+ Engineers  
950+ Employees  
\$225M Revenue





To be one of the  
most **trusted** brands  
of AI-enabled  
industrial solutions

from IoT Edge to  
**Intelligent Edge**

Edge Computing | Internet of Things | Artificial Intelligence  
Communication | Connectivity | Cybersecurity | Management

# Domain-focused Industries and Applications

## AUTOMATION

Semiconductors | Factory | Logistics

- Deep integration of edge computing and AIoT
- Artificial Intelligence and Robotics Innovation
- Industrial application platform and ecosystem
- Digital twins and edge computing accelerate the integration of virtual and real factories into reality

## INFRASTRUCTURE

Cybersecurity | Smart Energy | Transport

- Deep integration of operational technology (OT) and information technology (IT)
- From data collection to real-time decision-making and autonomous control
- 5G/6G communication technology accelerates empowerment
- Data security and privacy are important

## COMMERCIAL

Retail | Hospitality | Medical

- Software and hardware integration
- The rise of service-oriented edge operating business models
- Joint innovation and ecosystem cooperation
- More attention to sustainability and ESG

A robotic arm in a factory setting with overlaid digital data and network lines, representing smart manufacturing.

Smart  
Manufacturing

A close-up of solar panels in the foreground with a wind turbine in the background under a blue sky, representing energy and cybersecurity.

Energy &  
Cybersecurity

An aerial view of a modern city with a complex highway interchange and skyscrapers, representing transportation and smart city.

Transportation  
& Smart City

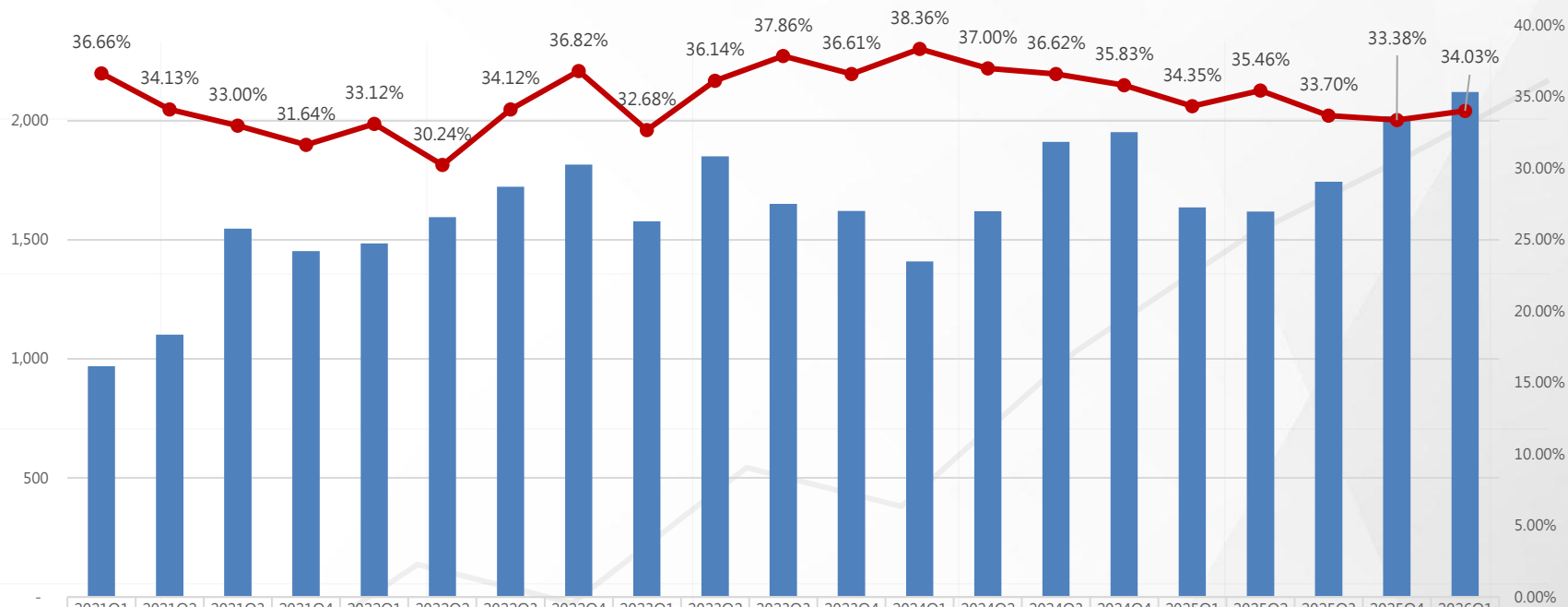
A blurred interior of a restaurant or cafe with a blue door and a hanging "OPEN" sign, representing medical and hospitality.

Medical &  
Hospitality



## 經營績效

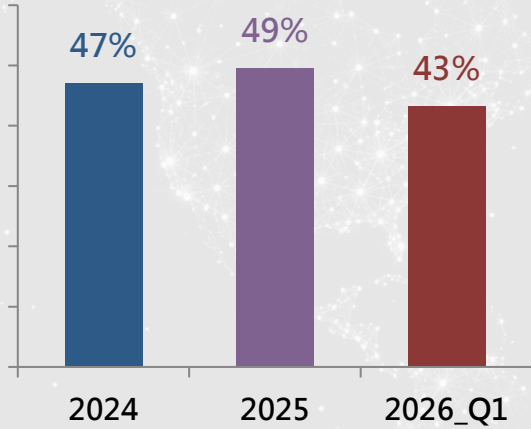
# 各季營收及獲利狀況



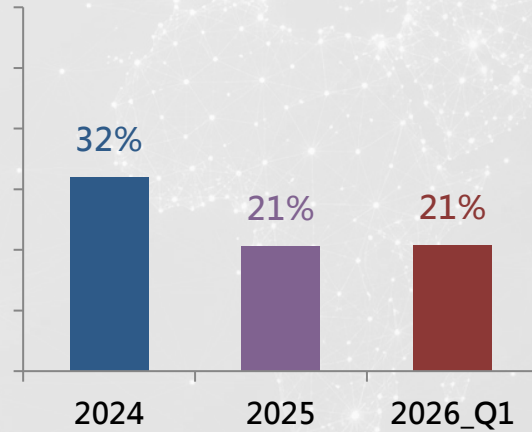
營業收入(百萬)	969	1,101	1,547	1,452	1,485	1,596	1,723	1,815	1,578	1,851	1,650	1,622	1,409	1,620	1,912	1,952	1,636	1,619	1,745	2,020	2,121
毛利率	36.66%	34.13%	33.00%	31.64%	33.12%	30.24%	34.12%	36.82%	32.68%	36.14%	37.86%	36.61%	38.36%	37.00%	36.62%	35.83%	34.35%	35.46%	33.70%	33.38%	34.03%
淨利率	12.34%	4.17%	8.78%	6.18%	9.00%	5.03%	11.20%	10.78%	7.85%	11.95%	13.76%	9.59%	10.50%	10.03%	11.91%	11.90%	8.08%	-1.77%	11.25%	10.35%	11.91%
營業費用率	29.59%	27.54%	21.16%	25.25%	22.56%	24.03%	21.93%	22.34%	22.04%	20.66%	22.57%	21.98%	26.65%	24.22%	20.13%	24.73%	25.61%	25.67%	23.18%	22.61%	21.15%
有效稅率	14.80%	35.57%	26.80%	8.54%	24.11%	28.26%	22.93%	23.05%	23.01%	29.20%	26.56%	21.88%	33.85%	30.11%	20.13%	22.65%	17.56%	10.66%	22.63%	21.99%	19.34%
基本每股盈餘	1.30	0.50	1.44	0.90	1.35	0.81	1.94	1.95	1.23	2.19	2.24	1.53	1.45	1.63	2.20	2.25	1.24	(0.29)	1.81	1.91	2.25

# 營收分析 - 地區別

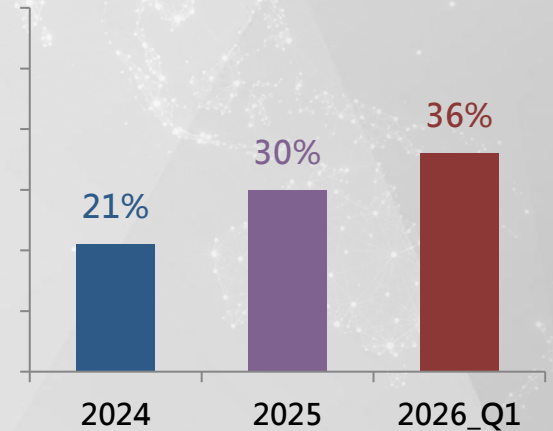
## 美洲市場



## 歐洲市場

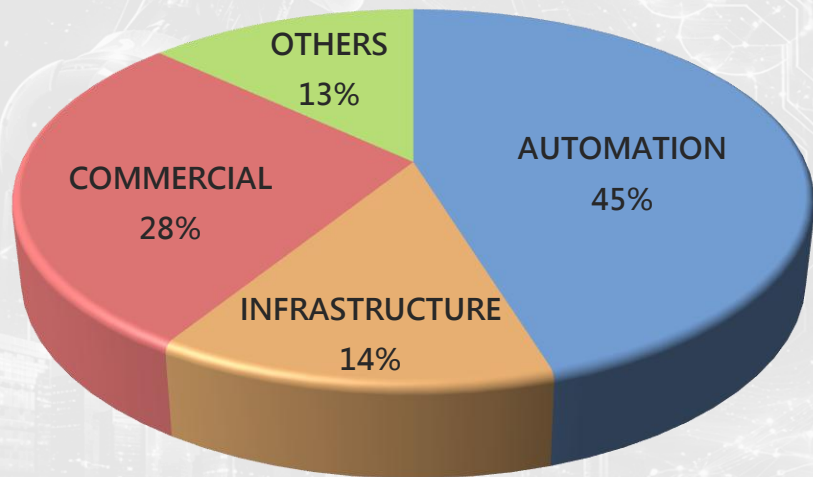


## 亞洲市場及其他

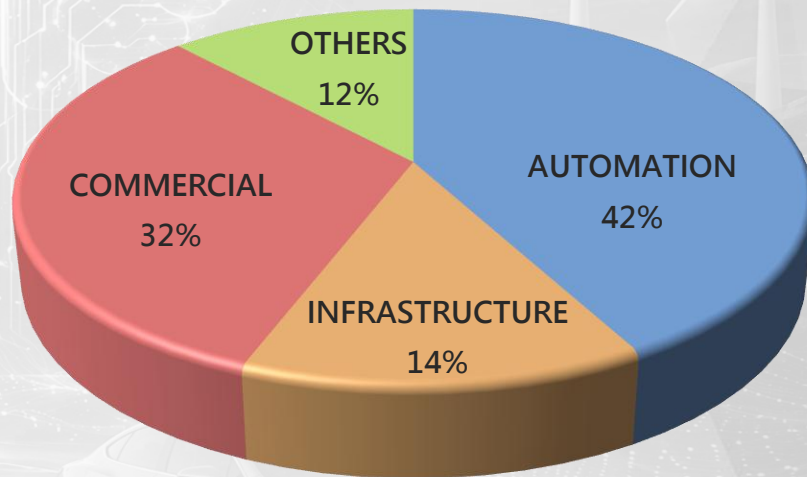


# 營收分析 - 應用別

2025



2026\_Q1





**Thank You**  
Your Trusted Partner

